

InfoTrak Oil

Infotrak is a complete fluids management system that provides enhanced monitoring and analytical tools directly to the customers via the web

InfoTrak Oil provides customers with a comprehensive system to track, analyse and manage the condition of their fleet through fluid samples. Users are given the analytical tools required to accurately view and manipulate sample data, send it to required personnel and complete recommended actions. The system's design gives users the ability to monitor and resolve equipment and component issues before they result in costly down time or replacement



Fluid Analysis

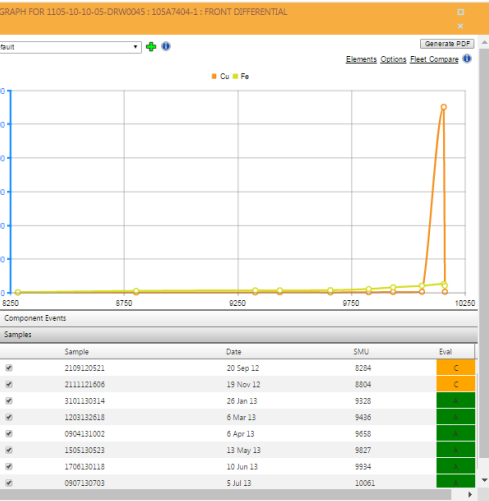
- **Messaging** – provides an email/messaging function with all communications logged and displayed
- **Graphing** – displays the element readings graphically and can be plotted by date range or SMU

Customer Viewing Tool

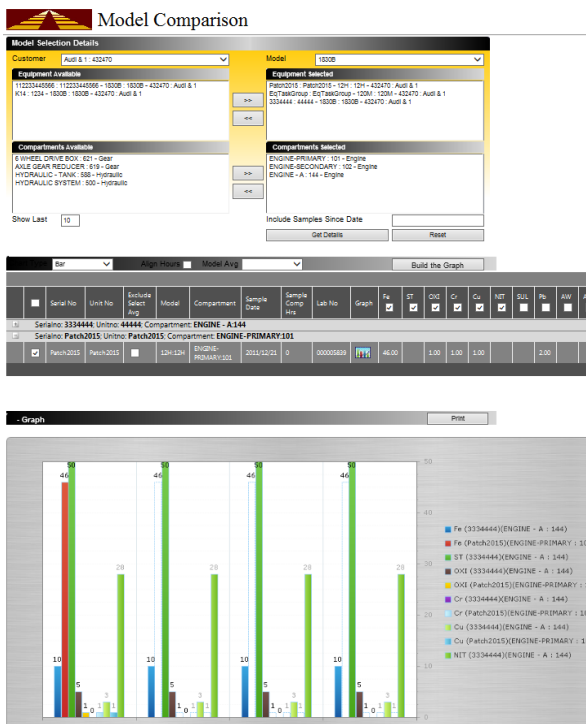
- **Sample Details** – displays the detail for the selected compartment sample, the element readings and any laboratory comments
- **Full History** – displays the element readings for all samples for the selected compartment

Details

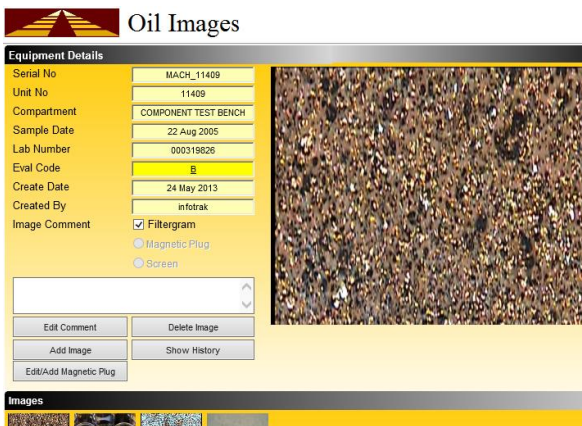
Fe	Cr	Pb	Sn	Al	Si	Mn	Ca	Zn	P	Mg	DEP	PQ	OXI	PCT	V40	R20	ISO4	ISO6	ISO14
11	<1	3	87	1	2	20	<1	137	320	752	738	0	329	18	29	20	-	-	-
4	<1	1	36	1	1	16	<1	158	-	-	-	-	-	-	-	-	-	-	-
5	<1	6	163	3	5	92	<1	212	-	-	-	-	-	-	-	-	-	-	-
1	1	1	142	1	76	-	-	-	-	-	-	-	-	-	-	-	-	-	-
6	1	2	85	1	53	-	-	-	-	-	-	-	-	-	-	-	-	-	-
2	1	2	81	2	34	-	-	-	-	-	-	-	-	-	-	-	-	-	-



- **Action Taken** – enables users to record actions taken against the sample to resolve issues
- **Print Labels** – allows the customer to preregister samples for equipment onsite for faster sample registration at the lab
- **Model Comparison** – enables the comparison of different equipment and their sampling history displayed graphically
- **Audit Trail** - to maintain a record of any transactions recorded against a sample



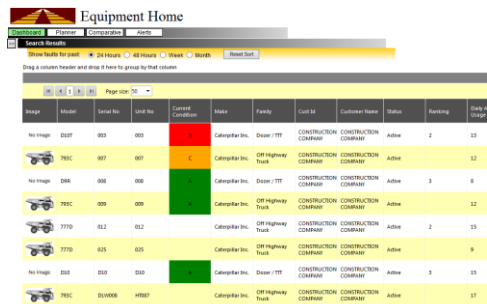
- **Print Details** – view and print the details of the last 4 samples along with the laboratory comments
- **Forecast** – users can forecast when next samples are due and easily manage warranty where oil sampling is a requirement
- **Sample Images** – images of samples, filtergrams and magnetic plugs can be uploaded and viewed



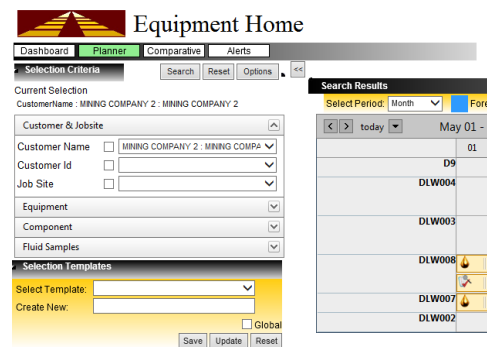
Why InfoTrak?

- Instant access from anywhere, anytime, using the internet, while notifications can be sent via email, facsimile or instant messaging
- No installed software and a user friendly interface with a little training required

- Dashboard with overall Fleet View allows users to quickly and easily see the condition of their fleet
- Drill down capability to view individual component detail and condition



- **Planner View** to easily see upcoming equipment, Component or maintenance events



- All sample data and images in one place, including a historical log of communications and actions taken, ensuring full accountability and traceability
- Labour saving features such as label printing with barcodes speeds the registration process at the clients jobsite and in the laboratory and ensures greater accuracy of data
- Time stamping enables tracking of sample delivery and processing performance times
- Highlighted exceptions using colour coding reduces management time. Multiple contacts and contact methods ensure that all interested parties are notified about sample status
- The forecasting allows users to be aware of coming sample testing required